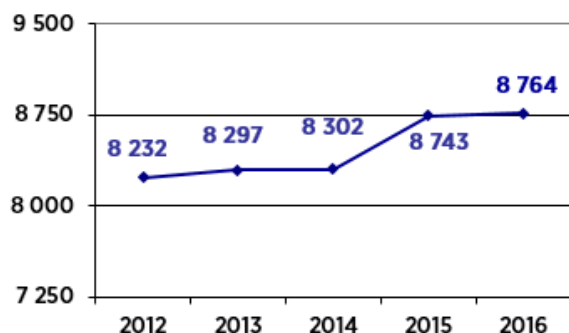


FRANCE-U.S. STUDENT MOBILITY 2016 FAST FACTS



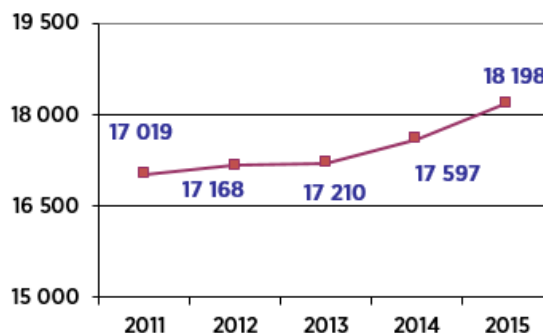
FRENCH STUDENTS IN THE U.S.



FRENCH STUDENTS IN THE U.S.

Year	# of Students
2011/2012 Academic Year	8,232
2015/2016 Academic Year	8,764
5-Year % Change	+6.5%

U.S. STUDENTS IN FRANCE



U.S. STUDY ABROAD IN FRANCE

Year	# of Students
2013/2014 Academic Year	17,597
2014/2015 Academic Year	18,198
1-Year % Change	+3.4%

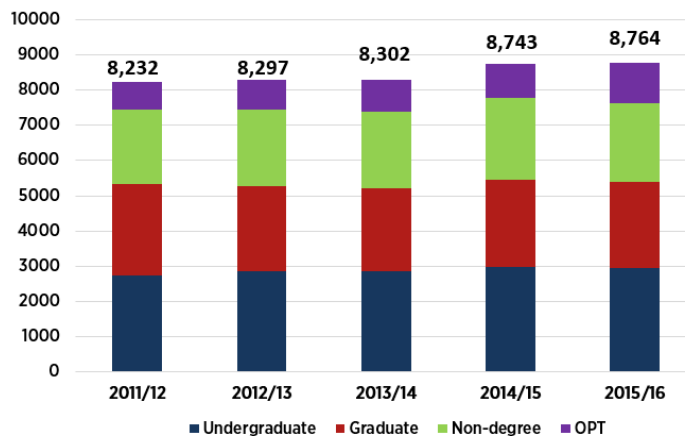
UNDERGRADUATE STUDENTS

Type of Institution	% of Students
4-Year Institutions	82.4%
2-year Community Colleges	17.6%

STUDENTS BY TYPE OF INSTITUTION

Level of Study	% at Public Institutions	% at Private Institutions
Undergraduate	51.3%	48.7%
Graduate	43.4%	56.6%

FRENCH STUDENTS BY LEVEL



IMPORTANT TRENDS AND HIGHLIGHTS

- The U.S. is the 5th study abroad destination for French students, following Belgium, the United Kingdom, Canada, and Switzerland (Source: UNESCO 2014). France is also the 4th leading destination country for U.S. students studying abroad.
- In the past five years there have been increases in the number of French students in the U.S. at the undergraduate level (+8%), as well as non-degree (+6%). There is growing interest in Optional Practical Training (up 45% in the past 5 years).
- French students are very interested in LL.M. programs and France was one of the hosting countries for the 2015 and 2016 EducationUSA LL.M. Tours.

Data Source: 2016 *Open Doors Report on International Educational Exchange*, published by the Institute of International Education supported by a grant from the Department of State's Bureau of Education and Cultural Affairs

[Learn more about the EducationUSA Center in France](#)

[To learn more about Open Doors](#)